

Apollo

SOFAS

2019

Antonio Citterio



Description

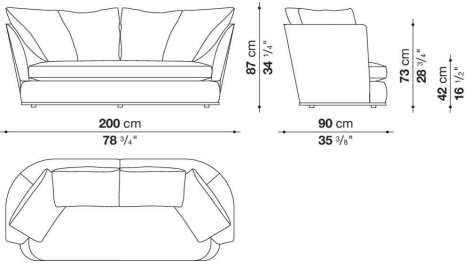
An in-line sofa, curved sofa, terminal elements or chaise longue, a dormeuse and a swivel armchair: these are the elements making up this seating collection with a distinctive personality. Each is marked by curved yet rigorous forms, creating a very harmonious and balanced aesthetic. The backrest design, generous seat depth, anatomical shapes and soft padding are all elements that make Apollo extremely welcoming and comfortable. The rich selection of upholstery includes a wide range of fine fabrics and leathers. The fabric covers are further embellished with relief stitching, while the leather ones feature elegant "envelope" stitching. The frame is defined by a painted aluminium edge available in a range of sophisticated colours.

Technical information

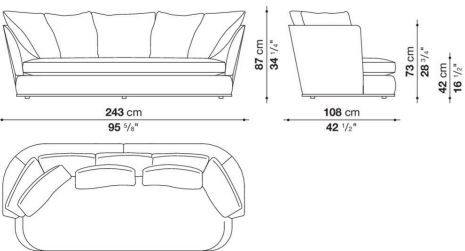
Back internal frame
tubular steel and steel profiles
Seat internal frame
solid wood
Back internal frame upholstery
Bayfit® flexible cold shaped polyurethane foam, polyester fibre
Seat internal frame upholstery
shaped polyurethane of different density, polyester fibre cover
Seat cushion upholstery
shaped polyurethane of different density, sterilized down, polyester fibre cover
Back cushion upholstery
shaped polyurethane, sterilized down
Lower edge
aluminium extrusions
Ferrules
plastic material
Cover
fabric (raised stitching) or leather (envelope stitching)

Technical drawings

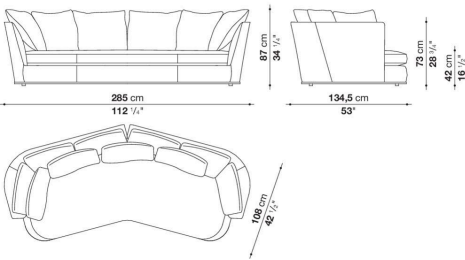
APL200



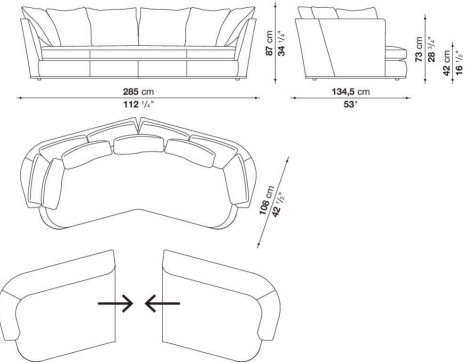
APL243



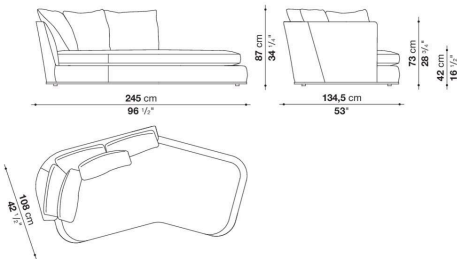
APL285



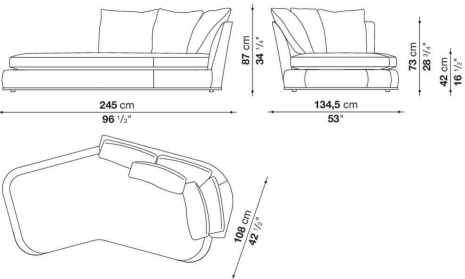
APL285_SM



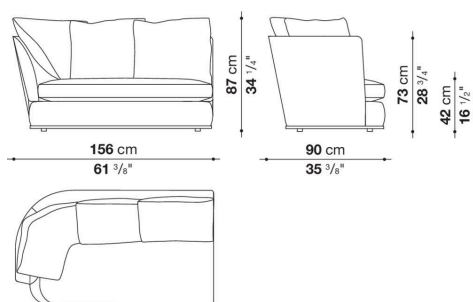
APL245S



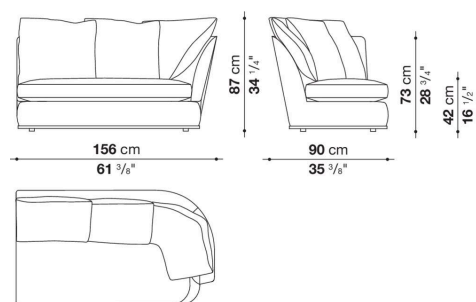
APL245D



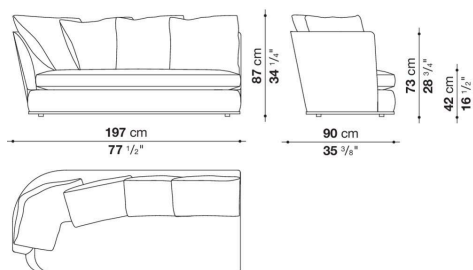
APL156TS



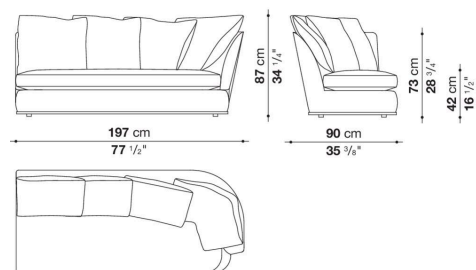
APL156TD



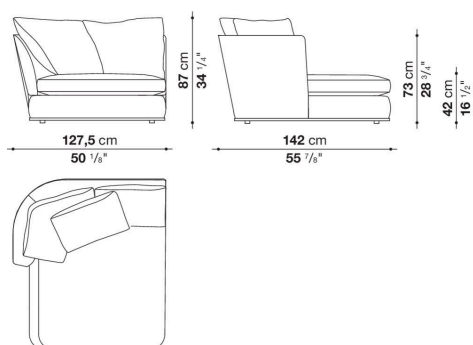
APL197TS



APL197TD



APL142LS



APL142LD

